

Paper Case

Pocket . Bottom

What is it


Paper Case is a paper sleeve for your pocket notebook. You can use it to store your notebooks writing some notes on or to wrap a notebook as a gift.

You may need



How to build it

- 1 Print the pdf file and write your notes on
- 2 Cut it along the solid lines
- 3 Bend it on the dashed lines
- 4 Attach the outer flaps of the bottom of the case with glue or double-sided adhesive tape folding them inwards
- 5 Attach the upper flap of the top of the case to the bottom

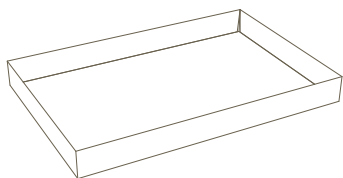
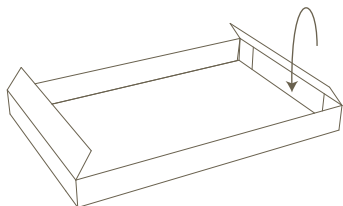
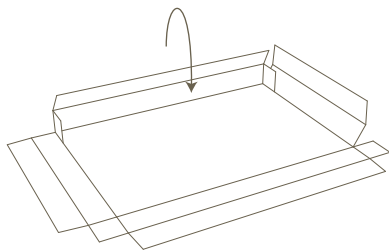


Paper Case


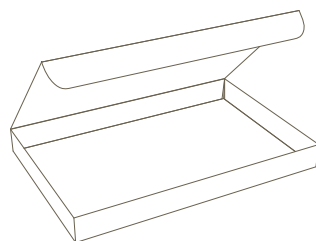
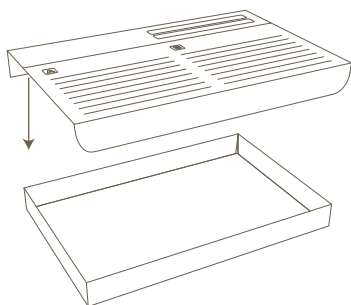
Pocket . Top

See instructions on the previous page.

4



5



glue/tape
on back side

Notes
compilation

A

B
