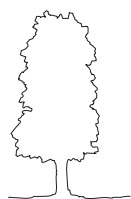
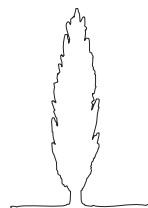


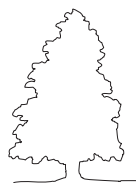
## Chioma e portamento delle piante



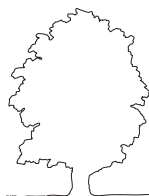
colonnare




fastigiato




piramidale



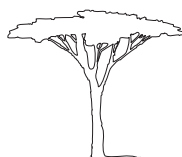
tondeggiante




allargato



a forma di vaso



a forma di ombrello



pendulo



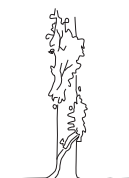
a più fusti



pollonante o cespitoso




prostrato




rampicante



ramificato fin dalla base



a mezzo alberello



ad alberello

## Foglie

### Forme



aciculare



bipennata



deltoide



ellittica



filiforme



lanceolata



lineare



oblanceolata



oblunga



obovata



orbiculare



ovata



palmata



palmatosetta



peltata



pennata



perfoliata



reniforme



romboidale



tripennatosetta

### basi



attenuata



asimmetrica



auricolata



cordata



cuneata



lanceolata



ottusa



sagittata



troncata

### punte



acuminata



acuta



aristata



cuspidata



emarginata



mucronata



ottusa



retusa

### margini



cigliato



crenato



crenulato



dentato



dentellato



doppiamente  
seghettato



intero



laciniato



lobato



partito e  
dentato-  
mucronato



partito e  
lobato



pettinato



seghettato



serrulato